

# Filing Guide for **Form I-131F,**

Application for Parole in Place  
for Certain Noncitizen Spouses  
and Stepchildren of U.S. Citizens



U.S. Citizenship  
and Immigration  
Services

You can file Form I-131F, Application for Parole in Place for Certain Noncitizen Spouses and Stepchildren of U.S. Citizens, to request a temporary period of parole if you are the spouse or stepchild of a U.S. citizen and otherwise meet the eligibility criteria below. You can only file Form I-131F online, and you must file a separate Form I-131F for each person seeking parole in place.

See the USCIS website at [uscis.gov/keepingfamilies-together](https://uscis.gov/keepingfamilies-together) for more detailed information.

The screenshot shows the USCIS website's 'File a Form' page. At the top, it says 'An official website of the United States government' and 'here's how you know'. The USCIS logo is on the left, and 'My Account', 'Resources', and 'Sign Out' are on the right. The main heading is 'File a Form'. Below it, there is a paragraph: 'Select the form you want to file online. Once you start your form, we will automatically save your information for 30 days, or from the last time you worked on the form.' A 'Fee waiver' section follows: 'If you are requesting a fee waiver, you cannot file online. You must file a paper version of both the Form I-912, Request for Fee Waiver and the form for the specific benefit you are requesting. You can review the fee waiver guidance at [www.uscis.gov/feewaiver](https://www.uscis.gov/feewaiver).' A dropdown menu is labeled 'Select the form you want to file online.' and currently shows 'I-131F, Application for Parole in Place for Certain Noncitizen Spouses and Stepchildren of U.S. Citizens'. Below the dropdown, it says 'Use this form to apply for certain noncitizens who are present in the United States without admission or parole to request a temporary period of parole.' At the bottom, there is a blue 'Start form' button.

## Who May File Form I-131F

A noncitizen spouse or stepchild of a U.S. citizen may request parole in place under this process if they:

- Are present in the United States without admission or parole;
- Have been continuously physically present in the United States:
  - Since June 17, 2014, if seeking parole in place as the spouse of a U.S. citizen; or
  - Since June 17, 2024, if seeking parole in place as the stepchild of a U.S. citizen;
- Have:
  - A legally valid marriage to a U.S. citizen as of June 17, 2024, if seeking parole in place as the spouse of a U.S. citizen; or
  - A noncitizen parent who had a legally valid marriage to a U.S. citizen on or before June 17, 2024, and before the stepchild's 18th birthday, if seeking parole in place as the stepchild of a U.S. citizen;
- Do not have any disqualifying criminal history; and
- Do not pose a threat to national security and public safety.

## I-131F: Application for Parole in Place for Certain Noncitizen Spouses and Stepchildren of U.S. Citizens

Form I-131F, Application for Parole in Place for Certain Noncitizen Spouses and Stepchildren of U.S. Citizens, is used by certain noncitizens who are present in the United States without admission or parole to request a temporary period of parole.

DHS, in its discretion, may grant parole on a case-by-case basis for significant public benefit or urgent humanitarian reasons to any noncitizen who is an applicant for admission. This authority extends to noncitizens present in the United States who have not been lawfully admitted, a practice known as "parole in place." If we approve Form I-131F filed for a noncitizen spouse or stepchild of a U.S. citizen seeking parole in place, the noncitizen spouse or stepchild of a U.S. citizen will receive a Form I-94, Arrival/Departure Record, which is evidence of their parole.

**Note:** Form I-94 does not authorize entry into the United States after departure. Individuals granted parole in place as a noncitizen spouse or stepchild of a U.S. citizen who depart the United States without first obtaining an Advance Parole Document may be precluded from returning as someone who is inadmissible to the United States, and may also be ineligible for future immigration benefits.

[Visit the Keeping Families Together page for more information.](#)

### Before You Start Your Application

#### Eligibility

A separate Form I-131F must be filed for each noncitizen spouse or stepchild of a U.S. citizen seeking parole in place.

A noncitizen spouse or stepchild of a U.S. citizen may request parole in place under this process if they:

- Are present in the United States without admission or parole;
- Have been continuously physically present in the United States:
  - Since at least June 17, 2014, if seeking parole in place as the spouse of a U.S. citizen OR
  - As of June 17, 2024, if seeking parole in place as the stepchild of a U.S. citizen;
- Have:
  - A legally valid marriage to a U.S. Citizen as of June 17, 2024 (see NOTE), if seeking parole in place as the spouse of a U.S. citizen OR
  - A parent who had a legally valid marriage to a U.S. citizen on or before June 17, 2024, and before the stepchild's 18th birthday, if seeking parole in place as the stepchild of a U.S. citizen;
- Do not have any disqualifying criminal history; and
- Do not pose a threat to national security and public safety.

**Note:** If you were admitted to the United States (such as with a nonimmigrant visa), you are not eligible for parole in place as a noncitizen spouse or stepchild because you are not an applicant for admission, even if you overstayed your nonimmigrant status or are otherwise in the United States past your authorized period of stay.

**Note:** If your U.S. citizen spouse or stepparent has died prior to submitting your parole request, you may still qualify for parole in place as a noncitizen spouse or stepchild of a U.S. citizen as long as a legally valid marriage was entered into on or before June 17, 2024.

**Note:** Even if you meet the above criteria to seek a discretionary grant of parole under this process, USCIS may deny your request if we determine, as a matter of discretion, that a grant of parole is not warranted in your case.

**Note:** If you are in removal proceedings or have an order of removal, you may still qualify for parole. However, if parole is granted, you will likely have to take additional steps with the immigration court prior to seeking additional immigration benefits from USCIS.

Even if you meet the criteria to seek a discretionary grant of parole, USCIS may deny your request if we determine that a grant of parole is not warranted in your case.

If you are in removal proceedings or have an order of removal, you may still qualify for parole.

#### Revocation or termination of parole

USCIS may revoke your grant of parole in place if you make a materially false representation or concealment in this application. DHS may also terminate your parole at any time if we determine that your continued presence in the United States is no longer warranted. Issuance of a Notice to Appear (NTA) placing you in removal proceedings after you are granted parole will constitute written notice of parole termination. If you depart the United States after you are granted parole, your parole automatically terminates.

#### Penalties

If you knowingly and willfully falsify or conceal a material fact or submit a false document with your Form I-131F, we will deny your application and may deny any other immigration benefit. In addition, you will face severe penalties provided by law and may be subject to criminal prosecution.

#### Fee

We will automatically calculate the cost for you before you submit your application. [For specific information about fees applicable to this form, see Form G-1055.](#)

**Refund policy:** USCIS does not refund fees, regardless of any action we take on your application, petition or request, or how long USCIS takes to reach a decision. By continuing this transaction, you acknowledge that you must submit fees in the exact amount and that you are paying the fees for a government service. Please refer to the instructions for the form(s) you are filing for additional information or you may call the USCIS Contact Center at 800-375-5283. For TTY (deaf or hard of hearing) 800-767-1833.

#### Documents you may need

We will automatically determine which documents you should provide us as you fill out your application. At the time of filing, you must submit all evidence and supporting documentation listed.

#### Biometric services appointment

All applicants must submit biometrics at a USCIS Application Support Center (ASC). After you have filed this application, USCIS will notify you in writing of the time and location for your biometric services appointment. Failure to appear for biometrics submission may result in us denying your application.

Biometrics will be used to conduct background and security checks, including a check of criminal history records maintained by the Federal Bureau of Investigation (FBI), before making a decision on your application.

At your biometrics appointment, you must sign an oath reaffirming that:

- You provided or authorized all information in the application;
- You reviewed and understood all of the information contained in, and submitted with, the application; and
- All of this information was complete, true, and correct at the time of filing.

If you do not attend your biometric services appointment, we may deny your application.

#### USCIS Contact Center

For additional information on the application and instructions about where to file, change of address, and other questions, visit the USCIS Contact Center page or call at 800-375-5283 (TTY 800-767-1833). The USCIS Contact Center provides information in English and Spanish.

### After You Submit Your Petition

#### Track your case online

After you submit your form, you can track its status through your USCIS account. Sign into your account often to check your case status and read any important messages from USCIS.

#### Respond to requests for information

If we need more information from you, we will send you a Request for Evidence (RFE) or Request for Information (RFI). You can respond to our request and upload your documents through your USCIS account.

#### Request for interview

We may request that you appear at a USCIS office for an interview based on your application. During your interview, USCIS may require you to provide your biometrics to verify your identity and/or update background and security checks.

#### Provide your biometrics

We will contact you to schedule an appointment at an Application Support Center near you. At the appointment, we will get your fingerprints, photograph, and signature.

Next

## Completing Your Form Online

### Filing online

Submitting your form online is the same as mailing in a completed paper form. They both gather the same information and cost the same.

### Complete the Getting Started section first

You should answer all questions in the Getting Started section first so we can best customize the rest of your online form experience.

### Provide as many responses as you can

You should provide as many responses as you can. Incomplete fields or sections and missing information can slow down the process after you submit your form.

### We will automatically save your responses

We will automatically save your information when you select next to go to a new page or navigate to another section of the form. We will save your information for 30 days from today, or from the last time you worked on the form.

### How to continue filling out your form

After you start your form, you can sign in to your account to continue where you left off.

### Decision

The decision on Form I-131F involves a case by case determination of whether you have established eligibility for parole in place. Approval of Form I-131F does not guarantee eligibility for any future immigration benefits. USCIS will notify you of our decision in writing.

## DHS Privacy Notice

**AUTHORITIES:** USCIS is collecting the information requested on this application, and the associated evidence, under INA sections 103, 208(c)(1)(C), 211, 212(d)(5)(A), 215 and 8 CFR sections 211.1(a)(3-4), 212.5, and 223.1-223.3.

**PURPOSE:** The primary purpose for providing the requested information on this application is to apply for parole (Form I-94, Arrival/Departure Record) based on urgent humanitarian reasons or a significant public benefit. DHS uses the information you provide to grant or deny the immigration benefit you are seeking.

**DISCLOSURE:** The information you provide is voluntary. However, failure to provide the requested information, including your Social Security number (if applicable), and any requested evidence, may delay a final decision or result in USCIS denying your application.

**ROUTINE USES:** DHS may, where allowable under relevant confidentiality provisions, share the information you provide on this application and any additional requested evidence with other Federal, state, local, and foreign government agencies and authorized organizations. DHS follows approved routine uses described in the associated published system of records notices [DHS/USCIS/ICE/CBP-001 Alien File, Index, and National File Tracking System, DHS/USCIS-007 Benefits Information System, and DHS/USCIS-018 Immigration Biometric and Background Check] and the published privacy impact assessments [DHS/USCIS/PIA-016(a) Computer Linked Application Information Management System and Associated Systems and DHS/USCIS/PIA-051 Case and Activity Management for International Operations] which you can find at [www.dhs.gov/privacy](http://www.dhs.gov/privacy). DHS may also share this information, as appropriate, for law enforcement purposes or in the interest of national security.

## Paperwork Reduction Act

"USCIS may not conduct or sponsor an information collection, and you are not required to respond to a collection of information, unless it displays a currently valid Office of Management and Budget (OMB) control number. The public reporting burden for this collection of information is estimated at 1.667 hours per response, including the time for reviewing instructions, gathering the required documentation and information, completing the application, preparing statements, attaching necessary documentation, and submitting the application. The collection of biometrics is estimated to require 1.17 hours. Send comments regarding this burden estimate or any other aspect of this collection of information, including suggestions for reducing this burden, to:

U.S. Citizenship and Immigration Services  
Office of Policy and Strategy, Regulatory Coordination Division  
5900 Capital Gateway Drive, Mail Stop #2140  
Camp Springs, MD 20588-0009

Do not mail your completed Form I-131F to this address.

OMB No. 1234-5678 1615-NEW  
Expires: 08/28/2025

### Security reminder

If you do not work on your form for more than 30 days, we will delete your data in order to prevent storing personal information indefinitely.

You must complete all fields with an asterisk (\*) to submit this form.

I am requesting parole in place under INA section 212(d)(5)(A) as the: \*

- Spouse of a United States Citizen
- Stepchild of a United States Citizen

\_\_\_\_\_

Back

Next

I am requesting parole in place under INA section 212(d)(5)(A) as the: \*

- Spouse of a United States Citizen
- Stepchild of a United States Citizen

\_\_\_\_\_

What is your parent's I-131F receipt number? (if applicable)

I do not have or know the I-131F receipt number.

\_\_\_\_\_

Provide a 13-character receipt number, beginning with 3 capitalized letters followed by 10 digits.

## Information You Must Provide

When you prepare to file online, you should be ready to provide basic information, including:

- Your full name, and any other names you have used;
- Current mailing address and your physical address (if different);
- Your phone number and any email address you use;
- Birth date;
- Your Alien Registration Number (A-Number), if any;
- Your country of birth and your country of citizenship;
- Gender;
- Marital status (including the date of your marriage, if any);
- U.S. Social Security number (if any);
- USCIS online account number (if any); and
- Biographical information including your height, weight, hair and eye color, and your race and ethnicity.

What is your current legal name?

Your current legal name is the name on your birth certificate, unless it changed after birth by a legal action such as marriage or court order. Do not provide any nicknames here.

Given name (first name)

\_\_\_\_\_

Middle name (if applicable)

\_\_\_\_\_

Family name (last name) \*

\_\_\_\_\_

\_\_\_\_\_

Have you used any other names since birth?

Other names used may include nicknames, aliases, and maiden names.

- Yes
- No

Provide all other names you have ever used, including aliases, maiden name, and nicknames. For each name used, provide the date of birth used with that name.

Given name (first name)

\_\_\_\_\_

Middle name (if applicable)

\_\_\_\_\_

Family name (last name)

\_\_\_\_\_

+ Add another

You must complete all fields with an asterisk (\*) to submit this form.

How can we contact you?

Daytime telephone number

\_\_\_\_\_

Provide a 10-digit phone number.

Mobile telephone number (if any)

This is the same as my daytime telephone number.

\_\_\_\_\_

Provide a 10-digit phone number.

Email address (if any) \*

\_\_\_\_\_

Example: user@domain.com

What is your U.S. current mailing address or Safe Address (if applicable)?

In care of name (if any)

Address line 1 \*

Street number and name

Address line 2

Apartment, suite, unit, or floor

City or town \*

State/Province \*

Zip code/Postal code \*

Provide a 5 or 9-digit ZIP code.

---

Is your current mailing address the same as your physical address?

Yes

No

---

What is your physical address?

Provide your current U.S. physical address.

In care of name (if any)

Address line 1 \*

Street number and name

Address line 2

Apartment, suite, unit, or floor

City or town \*

State/Province \*

Zip code/Postal code \*

Provide a 5 or 9-digit ZIP code.

---

Back

Next

**What is your date of birth? \***

MM/DD/YYYY

**What is your country of birth? \***

Use the current name of the country. Do not use historical, ethnic, provincial, or other local names.

**What is your country of citizenship or nationality?\***

Provide the name of the country where you are a citizen and/or national. If you do not have citizenship in any country, select Stateless.

**What is your gender?**

Based on your selection, a gender of "M" (male), "F" (female), or "X" (another gender identity) will be reflected on your secure documents if your application is approved.

- Male
- Female
- Another gender identity

**What is your ethnicity?**

Hispanic or Latino refers to a person of Cuban, Mexican, Puerto Rican, South or Central American, or other Spanish culture or origin, regardless of race.

- Hispanic or Latino
- Not Hispanic or Latino

**What is your race?**

Select all that apply. Your race is different from your ethnicity and should reflect your geographical origins.

- American Indian or Alaska Native ?
- Asian ?
- Black or African American ?
- Native Hawaiian or Other Pacific Islander ?
- White ?

**What is your height?**

<b>Feet</b>	<b>Inches</b>
<input type="text"/>	<input type="text"/>

**What is your weight?**

**Pounds**

Provide a weight between 30 and 699 pounds.

What is the color of your eyes?

What is the color of your hair?

Back

Next

What is your A-Number?

The A-Number refers to your immigration file number provided by U.S. immigration officials. We use your A-Number to identify your immigration records. It is a seven to nine-digit number that begins with an "A" and can be found on correspondence you have received from DHS or USCIS or on immigration court records.

I do not have or know my A-Number.

Provide a 7, 8, or 9-digit number. If your A-Number is fewer than 9 digits, the system will automatically add zero(s) after the "A" and before the first digit so there is a total of 9 digits, for example: A-001234567.

What is your U.S. Social Security number (SSN)?

I do not have or know my U.S. Social Security number.

Provide a 9-digit Social Security number.

What is your USCIS Online Account Number?

You will only have an Online Account Number, or OAN, if you previously filed a form that has a receipt number that begins with IOE. If you filed the form online, you can find your OAN in your account profile. If you mailed us the form, you can find your OAN at the top of the Account Access Notice we sent you.

If you do not have a receipt number that begins with IOE, you do not have an OAN.

(The OAN is not the same as an A-Number)

I do not have or know USCIS Online Account Number.

Provide a 12-digit Online Account Number.

What is your most recent Form I-94 Arrival/Departure Number?

If CBP or USCIS issued you a Form I-94, Arrival/Departure Record, provide your Form I-94 number and date that your authorized period of stay expires or expired (as shown on your Form I-94). The Form I-94 number also is known as the Departure Number on some versions of Form I-94.

**Note:** If you were admitted to the United States when you last entered the country, you will not be eligible for parole in place as a noncitizen spouse or stepchild of a U.S. citizen.

I do not have or know my Form I-94 record number.



What is your marital status? \*

- Single, Never married
- Married
- Divorced
- Widowed
- Marriage annulled
- Separated

When did you marry your current spouse?

What is your United States Citizen spouse's or stepparent's current legal name? \*

Their current legal name is the name on their birth certificate, unless it changed after birth by a legal action such as marriage or court order. Do not provide any nicknames here.

Given name (first name)	Middle name (if applicable)
<input type="text"/>	<input type="text"/>
Family name (last name)	
<input type="text"/>	

What is your United States Citizen spouse's or stepparent's date of birth? \*

What is your United States Citizen spouse's or stepparent's U.S Social Security number (SSN)? \*

I do not have or know their U.S. Social Security number.

Provide a 9-digit Social Security number.

When did you begin your continuous physical presence in the United States? \*

MM/DD/YYYY

Have you **EVER** been in any exclusion, deportation, removal, or rescission proceedings?\*

This includes if you were issued a Form I-862, Notice to Appear, but did not receive a hearing date in immigration court. If you do not know if you have a removal order or are currently in immigration proceedings, you can use your A-Number to look up your immigration court case status. You can also call the EOIR hotline: 1-800-898-7180 / 304-625-2050 / TDD: 800-828-1120.

Note: If you have a removal order but did not depart the United States (an unexecuted removal order) or failed to depart the United States pursuant to a grant of voluntary departure, you will be presumed ineligible for parole in place under this process unless you can establish that there are significant favorable factors that outweigh the removal order and any other adverse factors. If you have an executed removal order, you are ineligible for parole in place under this process.

- Yes  
 No

Have you **EVER** been arrested for, charged with, or convicted of a felony or misdemeanor, including incidents handled in juvenile court, in the United States? \*

Do not include minor traffic violations unless they were alcohol or drug-related.

- Yes  
 No

Have you **EVER** been arrested for, charged with, or convicted of a crime in any country other than the United States? \*

Additional information about disqualifying criminal history, as well as information on criminal convictions that will result in a presumption of ineligibility that may be overcome if you can establish that there are mitigating factors, may be found by [Visiting our Frequently Asked Questions About Parole in Place for Certain Noncitizen Spouses and Stepchildren of U.S. Citizens page.](#)

- Yes  
 No

Have you **EVER** or are you **NOW** engaged in activities that could be reasonable grounds for concluding that you are a danger to public safety or to the security of the United States? \*

Additional information about disqualifying criminal history, as well as information on criminal convictions that will result in a presumption of ineligibility that may be overcome if you can establish that there are mitigating factors, may be found by [Visiting our Frequently Asked Questions About Parole in Place for Certain Noncitizen Spouses and Stepchildren of U.S. Citizens page.](#)

- Yes  
 No

Have you ever filed a Form I-601A, Application for a Provisional Unlawful Presence Waiver, with USCIS?

Yes

No

What is the receipt number of the Form I-601A?

If you have ever filed Form I-601A, Application for Provisional Unlawful Presence Waiver, with USCIS, provide the receipt number. You should include the receipt number for your Form I-601A regardless of whether USCIS has issued a final decision on your Form I-601A or if it is still pending.

Back

Next

You must complete all fields with an asterisk (\*) to submit this form.

**Explain how you qualify for parole in place, including information regarding the significant public benefit or urgent humanitarian reasons warranting a grant of parole, and why you believe you merit a favorable exercise of discretion.**

You must explain how you qualify for parole in place as a noncitizen spouse or stepchild of a U.S. citizen in the space provided, including any specific factors that support your request or may be considered in overcoming a rebuttable presumption of ineligibility. Include copies of any supporting documents or evidence you want USCIS to consider. USCIS will use the information provided in your parole request and supporting evidence, along with the results of background and security checks and any other relevant information available to or requested by USCIS, to determine whether parole is warranted based on a significant public benefit or urgent humanitarian reasons and whether you merit a favorable exercise of discretion.

Provide an explanation. Your answer must be at least 750 characters. \*

0 / 2000

Back

Next

If a preparer or interpreter helps you complete your request, you will need to provide basic information about that person.

Is someone assisting you with completing this application?

- Yes  
 No

Is a preparer assisting you with completing this application?

A preparer is anyone who completes or helps you complete all or part of your application using information and answers that you provide.

- Yes  
 No

Is an interpreter assisting you with completing this application?

An interpreter is anyone who translates or helps you translate all or part of your application using information and answers that you provide.

- Yes  
 No

Back

Next

What is your preparer's full name?

Given name (first name)      Family name (last name)

What is your preparer's business or organization name?

My preparer is not part of a business or organization.

What is your preparer's contact information?

Daytime telephone number

Provide a 10-digit phone number.

Mobile telephone number

My preparer does not have a mobile telephone number.

Provide a 10-digit phone number.

Email address

My preparer does not have an email address.

Example: user@domain.com

What is your interpreter's full name?

Given name (first name)  Family name (last name)

---

What is your interpreter's business or organization name?

My interpreter is not part of a business or organization.

---

What is your interpreter's contact information?

Daytime telephone number

Provide a 10-digit phone number.

Mobile telephone number  My interpreter does not have a mobile telephone number.

Provide a 10-digit phone number.

Email address  My interpreter does not have an email address.

Example: user@domain.com

---

What language is your interpreter using to interpret this application for you?

## Evidence of Your Identity

You must provide a copy of an official photo identity document showing your photo, name, and date of birth. This could be:

- A valid government-issued driver's license;
- A passport identity page;
- Any national identity document from your country of origin bearing your photo;
- Any school-issued form of identification with photo; or
- Any other official identity document with a photo.

The copy you provide must clearly show the photo and identity information. Expired documents are acceptable.

### Photo Identity Document

Upload a copy of an official photo identity document showing your photo, name, and date of birth. For example:

- A valid government-issued driver's license;
- Passport identity page;
- Any national identity document from your country of origin bearing your photo;
- Any school-issued form of identification with photo; or
- Any other official identity document with a photo.

**Note:** The copy must clearly show the photo and identity information. Expired documents are acceptable.

#### File requirements

- Clear and readable
- Accepted file formats: JPG, JPEG, PDF, TIF or TIFF
- No encrypted or password-protected files
- If your documents are in a foreign language, upload a full English translation and the translator's certification with each original document.
- Upload no more than five documents at a time
- Accepted file name characters: English letters, numbers, spaces, periods, hyphens, underscores, and parentheses
- Maximum size: 12MB per file

Choose or drop files here to upload

File Name	Document	Action
<a href="#">this-is-my-evidence</a>	Support Evidence	Delete

## Evidence of Your Spouse/ Stepparent's Citizenship

You must provide evidence that your spouse or stepparent is a U.S. citizen. This could be a copy of their:

- U.S. birth certificate;
- Naturalization Certificate;
- Certificate of Citizenship;
- Consular Report of Birth Abroad; or
- U.S. passport.

### Evidence of Your Relative's Status as a U.S. Citizen


Upload a copy of evidence that your relative referenced in Getting Started is a U.S. citizen. For example:

- U.S. birth certificate;
- Naturalization Certificate;
- Certificate of Citizenship;
- Consular Report of Birth Abroad; or
- U.S. passport.

#### File requirements

- Clear and readable
- Accepted file formats: JPG, JPEG, PDF, TIF or TIFF
- No encrypted or password-protected files
- If your documents are in a foreign language, upload a full English translation and the translator's certification with each original document.
- Upload no more than five documents at a time
- Accepted file name characters: English letters, numbers, spaces, periods, hyphens, underscores, and parentheses
- Maximum size: 12MB per file

Choose or drop files here to upload

File Name	Document	Action
<a href="#">this-is-my-evidence</a>	Support Evidence	 Delete

## Evidence of Your Relationship

You must provide evidence you are the spouse or stepchild of the U.S. citizen. To do this, you could provide:

- A marriage certificate;
- Documentation of termination of your and your spouse's/stepparent's previous marriages, if any;
- Birth certificate with your noncitizen parent's name, if you are filing as the stepchild of a U.S. citizen; or
- Death certificate of your U.S. citizen spouse/stepparent or your noncitizen parent, if applicable.

### Evidence of Qualifying Relationship

Upload a copy of evidence of your qualifying spouse or stepchild relationship to the U.S. citizen referenced in Getting Started. For example:

- Marriage certificate;
- Documentation of termination of any previous marriages, if applicable;
- Birth certificate with your noncitizen parent's name, if you are filing as the stepchild of a U.S. citizen;
- Death certificate of your U.S. citizen spouse, U.S. citizen stepparent, or noncitizen parent, if applicable.

#### File requirements

- Clear and readable
- Accepted file formats: JPG, JPEG, PDF, TIF or TIFF
- No encrypted or password-protected files
- If your documents are in a foreign language, upload a full English translation and the translator's certification with each original document.
- Upload no more than five documents at a time
- Accepted file name characters: English letters, numbers, spaces, periods, hyphens, underscores, and parentheses
- Maximum size: 12MB per file

Choose or drop files here to upload

File Name	Document	Action
-----------	----------	--------

## Evidence of Physical Presence

You must provide evidence of your continual physical presence in the United States. To show this, you could submit:

- Any Immigration and Naturalization Service (INS) or DHS document stating your date of entry (for example, Form I-862, Notice to Appear);

### Evidence of Continuous Physical Presence

Upload copies of any of the following documents:

- Any Immigration and Naturalization Service (INS) or DHS document stating your date of entry (e.g., Form I-862, Notice to Appear);
- Rent receipts, utility bills (e.g., gas, electric, phone), or receipts or letters from companies showing the dates during which you received service. You may submit this documentation even if it only has the name of your parents or legal guardians, as long as you also submit other evidence that connects you to your presence at that address;
- Tax returns or tax receipts;
- School records (e.g., transcripts, report cards) from the schools that you have attended in the United States, showing the names of the schools and the periods of school attendance;
- Hospital or medical records concerning treatment or hospitalization, showing the names of the medical facilities of physicians and the dates of the treatment or hospitalization;
- Official records from a religious entity in the United States confirming your participation in a religious ceremony, rite, or passage (e.g., baptism, first communion, wedding);

- Rent receipts, utility bills (such as gas, electric, phone), or receipts or letters from companies showing the dates during which you received service. You may submit this documentation even if it only has the name of your parents or legal guardians, as long as you also submit other evidence that shows your presence at that address;
- Tax returns, tax transcripts, or tax receipts;
- School records (such as transcripts or report cards) from the schools that you have attended in the United States, showing the names of the schools and the periods you attended;
- Hospital or medical records concerning treatment or hospitalization, showing the names of the medical facilities of physicians and the dates of the treatment or hospitalization;
- Official records from a religious entity in the United States confirming that you participated in a religious ceremony, rite, or passage (for example, baptism, first communion, wedding);
- Attestations by religious entities, unions, or other organizations to your physical presence; or
- Other documents such as money order receipts for money sent in or out of the country; birth certificates of children born in the United States; dated records of bank transactions; correspondence between you and another person or organization; automobile license receipts, title, vehicle registration, etc.; deeds, mortgages, rental agreements; contracts to which you have been a party; insurance policies; receipts; postmarked letters or any other document you believe is relevant.

You must submit evidence that establishes your continuous physical presence for the entire period required, but you do not need to submit documentation for every day, week, or month within that period. USCIS will evaluate the totality of the evidence to determine whether you have established continuous physical presence for the required period (since June 17, 2014, for spouses or June 17, 2024, for stepchildren).

- Money order receipts for money sent in or out of the country; birth certificates of children born in the United States; dated records of bank transactions; correspondence between you and another person or organization; automobile license receipts, title, vehicle registration, etc.; deeds, mortgages, rental agreements, contracts to which you have been a party; insurance policies; receipts; postmarked letters;
- Attestations by religious entities, unions, or other organizations to your physical presence; or
- Any other document you believe is relevant.

**Note:** You must submit sufficient documentation to establish your continuous physical presence for the entire period of time required, but you do not need to submit documentation for every day, week, or month within that period. USCIS will evaluate the totality of the evidence to determine whether you have established continuous physical presence for the required period of time (since at least June 17, 2014 for spouses or as of June 17, 2024 for stepchildren).

#### File requirements

- Clear and readable
- Accepted file formats: JPG, JPEG, PDF, TIF or TIFF
- No encrypted or password-protected files
- If your documents are in a foreign language, upload a full English translation and the translator's certification with each original document.
- Upload no more than five documents at a time
- Accepted file name characters: English letters, numbers, spaces, periods, hyphens, underscores, and parentheses
- Maximum size: 12MB per file

Choose or drop files here to upload

File Name	Document	Action
<a href="#">this-is-my-evidence</a>	Arrest record and disposition	<a href="#">Delete</a>

Back

Next

# Evidence Regarding Criminal Charges

If you have been arrested for or charged with any felony or misdemeanor in the United States, or a crime in any country other than the United States, you must submit evidence demonstrating the results of the arrest or charges brought against you. You do not need to submit documentation about minor traffic violations such as driving without a license unless they were alcohol- or drug-related.

## Evidence of Disposition of any Criminal Record

If you have been arrested for or charged with any felony (i.e., a Federal, state, or local criminal offense punishable by imprisonment for a term exceeding one year) or misdemeanor (i.e., a Federal, state, or local criminal offense for which the maximum term of imprisonment authorized is one year or less but greater than five days) in the United States, or a crime in any country other than the United States, you must upload evidence demonstrating the results of the arrest or charges brought against you.

**Note:** If the charges against you were handled in juvenile court, and the records are from a state with laws prohibiting their disclosure, this evidence is not required.

- If you have ever been arrested for any felony or misdemeanor in the United States, or a crime in any country other than the United States, and no charges were filed, submit an original official statement by the arresting agency or applicable order confirming that no charges were filed for each arrest. If you are unable to provide such documentation or if it is not available, you must provide an explanation, including a description of your efforts to obtain such evidence.
- If you have ever been charged with or convicted of a felony or misdemeanor in the United States, or a crime in any country other than the United States, submit an original or court-certified copy of the complete arrest record and disposition for each incident (e.g., dismissal order, conviction and sentencing record, acquittal order). If you are unable to provide such documentation or if it is not available, you must provide an explanation, including a description of your efforts to obtain such evidence.
- If you have ever had any arrest or conviction vacated, set aside, sealed, expunged, or otherwise removed from your record, submit:

- An original or court-certified copy of the court order vacating, setting aside, sealing, expunging, or otherwise removing the arrest or conviction; or

- An original statement from the court that no record exists of your arrest or conviction.

- If you are unable to provide such documentation or if it is not available, you must provide an explanation, including a description of your efforts to obtain such evidence.

**Note:** You do not need to submit documentation concerning minor traffic violations such as driving without a license unless they were alcohol- or drug-related.

### File requirements

- Clear and readable
- Accepted file formats: JPG, JPEG, PDF, TIF or TIFF
- No encrypted or password-protected files
- If your documents are in a foreign language, upload a full English translation and the translator's certification with each original document.
- Upload no more than five documents at a time
- Accepted file name characters: English letters, numbers, spaces, periods, hyphens, underscores, and parentheses
- Maximum size: 12MB per file

Choose or drop files here to upload

File Name	Document	Action
<a href="#">this-is-my-evidence</a>	Arrest record and disposition	Delete

# Other Evidence

You can submit any additional evidence demonstrating the significant public benefit or urgent humanitarian reasons that warrant granting you parole and evidence of any additional favorable discretionary factors that you would like us to consider, including any information that may be considered in overcoming a rebuttable presumption of ineligibility.

## Additional Evidence You Want To Provide

You can provide any additional evidence demonstrating the significant public benefit or urgent humanitarian reasons warranting a grant of parole and evidence of any additional favorable discretionary factors that you would like us to consider, including any information that may be considered in overcoming a rebuttable presumption of ineligibility.

### File requirements

- Clear and readable
- Accepted file formats: JPG, JPEG, PDF, TIF or TIFF
- No encrypted or password-protected files
- If your documents are in a foreign language, upload a full English translation and the translator's certification with each original document.
- Upload no more than five documents at a time
- Accepted file name characters: English letters, numbers, spaces, periods, hyphens, underscores, and parentheses
- Maximum size: 12MB per file

Choose or drop files here to upload

File Name	Document	Action
<a href="#">this-is-my-evidence</a>	Other Supporting Documents	Delete



## Check your application before you submit

Please review your I-131F and check it for accuracy and completeness before you submit it.

We encourage you to provide as many responses as you can throughout the I-131F. Missing or incomplete information may slow down the review process after you submit your I-131F.


You can return to this page to review your I-131F as many times as you want before you submit it.

### Your fee

 Your form filing fee is: {\$XXX}

**Refund policy:** USCIS does not refund fees, regardless of any action we take on your application, petition or request, or how long USCIS takes to reach a decision. By continuing this transaction, you acknowledge that you must submit fees in the exact amount and that you are paying the fees for a government service.

### Alerts and warnings

 We found no alerts or warnings in your application.

[Back](#)

[Next](#)

## Review the I-131F form information

Here is a summary of all the information you provided in your application.

Make sure you have provided responses for everything that applies to you before you submit your application. You can edit your responses by going to each application section using the site navigation.

We also prepared a draft case snapshot with your responses, which you can download below.

[View draft snapshot](#) [Print](#)

Getting Started	
Application type	
I am applying for parole in place under INA section 212(d)(5)(A) under the Keeping Families Together Process as the:	Stepchild of a United States Citizen; Parent's I-131F Receipt Number
Receipt number of parent's I-131F	IOE3248908324
Preparer information	
Is someone assisting you with completing this application?	Yes
Is a preparer assisting you with completing this application?	Yes
What is your preparer's full name?	
Given name (first name)	Test
Family name (last name)	Preparer
What is your preparer's business or organization name?	Organization Name

What is your preparer's mailing address?

Country	United States
Address line 1	800 N GLEBE RD
Address line 2	SUITE 700
City or town	ARLINGTON
State	Virginia
ZIP code	22203

#### About You

Your name

What is your current legal name?

Given name (first name)	Ronny
Middle name	Tom
Family name (last name)	Jast

Your contact information

What is your daytime phone number? 643-238-9982

What is your physical address?

In care of name (if any)

Country	United States
Address line 1	800 N GLEBE RD
Address line 2	SUITE 700
City or town	ARLINGTON
State	New York
ZIP code	22203

When and where you were born

What is your date of birth? 06/07/1972

What is your country of birth? Chile

Country of citizenship or nationality? Chilean

#### Eligibility

Eligibility

Date of established continuous presence in the United States

Have you been in any exclusion, deportation, removal, or rescission proceedings?

Have you EVER been arrested for, charged with, or convicted of a felony or misdemeanor, including incidents handled in juvenile court, in the United States? Do not include minor traffic violations unless they were alcohol or drug-related.

Have you EVER been arrested for, charged with, or convicted of a crime in any country other than the United States?

Have you EVER or are you NOW engaged in activities that could be reasonable grounds for concluding that you are a danger to the security of the United States?

Provide the receipt number if you have filed a Form I-601A, Application for a Provisional Unlawful Presence

#### Qualification for Parole

Explain how you qualify for parole in place including information regarding the significant public benefit or urgent humanitarian need warranting a grant of parole, and regarding why you may warrant a favorable exercise of discretion.

#### Evidence

Supporting evidence

Criminal Documents

Expedited processing written statement

#### Additional Information

Additional information

What is your date of birth?

I am neither alive nor dead.

Back

Next





## Preparer's certification and signature

Your preparer must read and agree to the certification below.



I certify, under penalty of perjury, that I prepared this application for the applicant at their request and with express consent and that all the responses and information contained in and submitted with the application are complete, true, and correct and reflects only information provided by the applicant. The applicant reviewed the responses and information and informed me that they understand the responses and information in or submitted with the application.

As the applicant's preparer, you must sign on paper and provide your signature page to the applicant. Follow these steps:

-  1. [Download the Preparer Signature page](#)
-  2. Print the Preparer Signature page
-  3. Read and sign the Preparer Signature page
-  4. Give the signed Preparer Signature page to the applicant

The applicant will need to scan and upload your completed signature page on the next screen.

## Preparer Signature Upload

Scan and upload your preparer's completed signature page below.

### File requirements

- Clear and readable
- Accepted file formats: JPG, JPEG, PDF, TIF or TIFF
- No encrypted or password-protected files
- If your documents are in a foreign language, upload a full English translation and the translator's certification with each original document.
- Upload no more than five documents at a time
- Accepted file name characters: English letters, numbers, spaces, periods, hyphens, underscores, and parentheses
- Maximum size: 12MB per file

Choose or drop files here to upload

Back

Next





## Interpreter's certification and signature

Your interpreter must read and agree to the certification below.



I certify, under penalty of perjury, that I am fluent in English and [Fillable language field], and I have interpreted every question on the application and Instructions and interpreted the applicant's answers to the questions in that language, and the applicant informed me that they understood every instruction, question, and answer on the application.

As the applicant's interpreter, you must sign on paper and provide your signature page to the applicant. Follow these steps:

1.  Download the [Interpreter Signature page](#)
2.  Print the Interpreter Signature page
3.  Read and sign the Interpreter Signature page
4.  Give the signed Interpreter Signature page to the applicant

The applicant will need to scan and upload your completed signature page on the next screen.

Back

Next

## Interpreter Signature Upload

Scan and upload your interpreter's completed signature page below.

### File requirements

- Clear and readable
- Accepted file formats: JPG, JPEG, PDF, TIF or TIFF
- No encrypted or password-protected files
- If your documents are in a foreign language, upload a full English translation and the translator's certification with each original document.
- Upload no more than five documents at a time
- Accepted file name characters: English letters, numbers, spaces, periods, hyphens, underscores, and parentheses
- Maximum size: 12MB per file

Choose or drop files here to upload

Back

Next

## Applicant certification and signature

You must read and agree to the certification below. If you knowingly and willfully falsify or conceal a material fact or submit a false document with your application, we can deny your application and may deny any other immigration benefit. You may also face criminal prosecution and penalties provided by the law.



I certify, under penalty of perjury, that I provided or authorized all of the responses and information contained in and submitted with my application, I read and understand or, if interpreted to me in a language in which I am fluent by the interpreter listed in the Getting Started section of this application, understood, all of the responses and information contained in, and submitted with, my application (as explained to me by the interpreter), and that all of the responses and the information are complete, true and correct. Furthermore, I authorize the release of any information from any and all of my records that USCIS may need to determine my eligibility for an immigration request and to other entities and persons where necessary for the administration and enforcement of U.S. immigration law.

I have read and agree to the applicant's statement

### Applicant Signature

You must provide your digital signature below by typing your full legal name. We may deny your application if you do not completely fill out this application or fail to submit required documents. We will record the date of your signature with your application.

Back

Next

## Pay for and submit your application

The final step to submit your Form I-131F, Application for Parole in Place for Certain Noncitizen Spouses and Stepchildren of U.S. Citizens, is to pay the required fee.

Your application fee is: [XXXX.00]

**Refund policy:** By continuing this transaction, you agree that you are paying for a government service and that the filing fee, biometric services fee and all related financial transactions are final and not refundable, regardless of any action USCIS takes on an application, petition or request, or how long USCIS takes to reach a decision. You must submit all fees in the exact amounts.



We will send you to Pay.gov — our safe, secure payment website — to pay your fees and submit your form online.

Here are the steps in the payment and submission process:

1. Provide your billing information on Pay.gov
2. Provide your credit card or U.S. bank account information
3. Submit your payment

Pay.gov will redirect you to a uscis.gov confirmation screen, which will include your receipt number. Please keep a copy of your receipt number for your records. You can track the status of your application through your USCIS online account.

[Pay and submit](#)

## You successfully submitted your I-131F

We will contact you if we have any questions or need additional information. You can track the status of your form through your USCIS online account.

[Go to my cases](#)

## You did not submit your I-131F

Your payment failed because your credit or debit card was declined.

You can try again now to sign and submit your form or save and exit. We will save your form for 30 days from when you started it.

[Sign and submit](#)

## I-131F, Application for Parole in Place for Certain Noncitizen Spouses and Stepchildren of U.S. Citizens

Submitted on January 13, 2023 | Receipt # IOE916955103

[View PDF](#)

### I-131F notices will not be sent by mail

We will send all Form I-131F notices and correspondence to your USCIS online account. **You must print your biometric services appointment notice and bring it with you to your biometrics appointment.** To ensure you have the latest information about your case, sign into your USCIS online account often to receive important messages and check your case status.

[Case status](#) [Case history](#) [Documents](#)

### USCIS Notices

**Reminder:** You must print your biometric services appointment notice and bring it with you to your biometrics appointment.

File	Date Sent	Action
<a href="#">Appointment-Scheduled.pdf</a>	January 13, 2023	N/A
<a href="#">Receipt-Notice.pdf</a>	January 13, 2023	N/A

### Unsolicited evidence

Unsolicited evidence is any additional information or evidence that we did not request from you. If you upload evidence that we did not request from you, USCIS will consider the timeliness and relevance of this information when making a decision about your case.

[Upload evidence](#)



U.S. Citizenship  
and Immigration  
Services

